EXTRUSIONS

30-38

30	Tubing	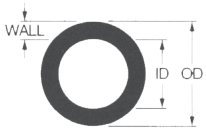	Latex Neoprene TPR	Nylon Reinforced Clear Vinyl Polyethylene	Pg. 126
31	O-Ring Cord				Pg. 131
32	Locking Trim				Pg. 135
33	P-Strips				Pg. 139
34	U-Channels				Pg. 142
35	Weatherstripping	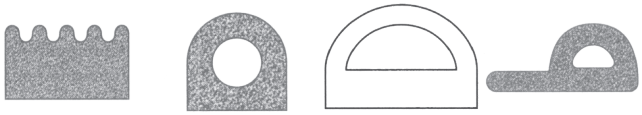			Pg. 147
36	T, H, L, E Strips				Pg. 150
37	Locking Channels				Pg. 154
38	Large Extrusions				Pg. 156

Longwood offers custom profiles and secondary fabrication!

Call: 1-800-829-7231 — or — Fax: 336-272-5619

LONGWOOD

ILLUSTRATIONS BELOW NOT TO SCALE



Rubber Tubing (Neoprene— 70 Durometer)		
Part #	ID	OD
30-101	.250	.375
30-102	.250	.500
30-103	.375	.500
30-104	.375	.625
30-105	.500	.625
30-106	.500	.750
30-107	.750	1.00
30-108	1.00	1.25

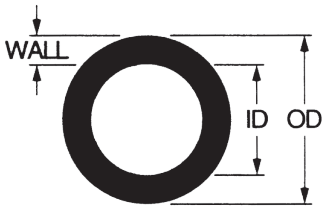

We can furnish sizes not listed.

Thermoplastic Rubber Tubing					
Part #	ID	OD	Wall	Maximum Working psi @ 73ºF	Recommended Pressure* psi @ 180ºF
30-001	1/16	3/16	1/16	34	21
30-002	1/8	1/4	1/16	19	12
30-003	3/16	5/16	1/16	13	8
30-004	1/4	3/8	1/16	10	6
30-005	1/4	7/16	3/32	16	9
30-006	1/4	1/2	1/8	19	12
30-007	5/16	7/16	1/16	8	5
30-008	5/16	1/2	3/32	12	7
30-009	3/8	1/2	1/16	7	4
30-010	3/8	9/16	3/32	10	6
30-011	3/8	5/8	1/8	13	8
30-012	1/2	5/8	1/16	6	3
30-013	1/2	11/16	2/32	8	5
30-014	1/2	3/4	1/8	10	6
30-015	5/8	13/16	3/32	7	4
30-016	5/8	7/8	1/8	8	5
30-017	3/4	1	1/8	7	4
30-018	1	1 1/4	1/8	6	3

*Incorporates safety factor of 5:1 ratio of burst to recommended working pressures.

Vacuum Tubing			
Part #	ID	OD	Wall
30-200	1/8	3/8	1/8
20-201	3/16	9/16	3/16
30-202	1/4	5/8	3/16
20-203	5/16	13/16	1/4
30-204	3/8	1	5/16
30-205	5/8	1 3/8	3/8

Longwood's Extrusion Grade Thermoplastic Rubber

Longwood's extrusion grade thermoplastic rubber provides major benefits to users of tubing, hose, and gaskets, as well as to specifiers of profiles for a wide variety of applications, including automotive understood users.

Longwood furnishes tubing and profiles of its thermoplastic rubber in three grades, with Shore A hardnesses of 64 and 73, including a grade which meets FDA requirements.

When compared with the thermoset rubber polymers traditionally used in the industrial rubber products (IRP) market—polymers such as EPDM, polychloroprene (CR), and chlorosulfonated polyethylene (CSM)— thermoplastic rubber provides:

•A lower specific gravity, resulting in greater dollar savings per unit volume;

•Better mechanical properties, such as improved retention of tensile strength, ultimate elongation and modulus at 135ºC (275ºF), plus a lower percentage of swell;

•Superior resistance to fatigue, ozone, and ultraviolet when operating at temperatures from 275ºF to -60ºF;

•Generally desirable chemical resistance properties— strong and weak acids, strong and weak alkalies, water, and most oils and lubricants have no effect on Longwood thermoplastic rubber (although resistance to aromatic hydrocarbons is not good).

ILLUSTRATIONS BELOW NOT TO SCALE

Box Pack



Fifty feet to a reel. Tubing supplied in random lengths.

Natural Latex Tubing—Box Pack

Part #	ID	Wall	OD	Wt./Box
30-202	1/16	1/32	1/8	1 lb.
30-402	1/8	1/32	3/16	1 1/4 lb.
30-403	1/8	3/64	7/32	1 1/2 lb.
30-404	1/8	1/16	1/4	2 lb.
30-408	1/8	1/8	3/8	4 3/4 lb.
30-412	1/8	3/16	1/2	8 1/2 lb.
30-416*	1/8	1/4	5/8	7 lb.
30-503	5/32	3/64	1/4	1 3/4 lb.
30-602	3/16	1/32	1/4	1 1/2 lb.
30-604	3/16	1/16	5/16	2 1/2 lb.
30-606	3/16	3/32	3/8	4 1/4 lb.
30-608	3/16	1/8	7/16	6 lb.
30-802	1/4	1/32	5/16	1 1/2 lb.
30-804	1/4	1/16	3/8	3 1/4 lb.
30-806	1/4	3/32	7/16	5 lb.
30-808	1/4	1/8	1/2	7 lb.
30-812*	1/4	3/16	5/8	6 lb.
30-1004	5/16	1/16	7/16	4 lb.
30-1006	5/16	3/32	1/2	6 lb.
30-1008*	5/16	1/8	9/16	4 1/2 lb.
30-1012*	5/16	3/16	11/16	6 1/2 lb.
30-1204	3/8	1/16	1/2	4 1/2 lb.
30-1206*	3/8	3/32	9/16	3 1/2 lb.
30-1208*	3/8	1/8	5/8	4 1/2 lb.
30-1604*	1/2	1/16	5/8	3 1/4 lb.
30-1606*	1/2	3/32	11/16	4 3/4 lb.
30-1608*	1/2	1/8	3/4	6 lb.
30-2004*	5/8	1/16	3/4	4 lb.
30-2008*	5/8	1/8	7/8	7 lb.
30-2408*	3/4	1/8	1	8 1/2 lb.

*Denotes 50´ per box. All others 100´ per box.

How to determine tubing sizes:

OD = 2 x Wall + ID

ID = OD - 2 x Wall

$$\text{Wall} = \frac{\text{OD} - \text{ID}}{2}$$

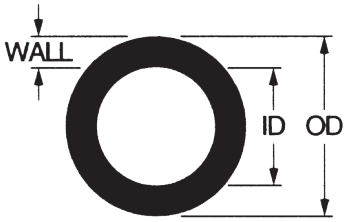

Call for quotation on:

-Special sizes or tolerances

-Specific lengths & cut pieces

-Special colors

1-800-829-7231

Reel Pack



50´ or 100´ per box as indicated. Tubing supplied in random lengths.

Natural Latex Tubing—Reel Pack

Part #	ID	Wall	OD	Wt./Box
30-202RP	1/16	1/32	1/8	1/2 lb.
30-402RP	1/8	1/32	3/16	3/4 lb.
30-403RP	1/8	3/64	7/32	7/8 lb.
30-404RP	1/8	1/16	1/4	1 1/4 lb.
30-406RP	1/8	3/32	5/16	1 1/2 lb.
30-408RP	1/8	1/8	3/8	2 1/2 lb.
30-502RP	5/32	1/32	7/32	1/2 lb.
30-503RP	5/32	3/64	1/4	1 lb.
30-504RP	5/32	1/16	9/32	1 1/4 lb.
30-602RP	3/16	1/32	1/4	1 lb.
30-604RP	3/16	1/16	5/16	1 1/2 lb.
30-606RP	3/16	3/32	3/8	2 1/4 lb.
30-608RP	3/16	1/8	7/16	3 lb.
30-804RP	1/4	1/16	3/8	1 3/4 lb.
30-806RP	1/4	3/32	7/16	2 3/4 lb.
30-808RP	1/4	1/8	1/2	3 1/2 lb.
30-1004RP	5/16	1/16	7/16	2 1/4 lb.
30-1006RP	5/16	3/32	1/2	3 lb.

A reel contains 50 feet.

LONGWOOD

ILLUSTRATIONS BELOW NOT TO SCALE

Clear Vinyl Tubing with Nylon Reinforcement

Nylon braid reinforced vinyl tubing which will withstand four times the working pressure of conventional single wall. Vinyl made from non-toxic materials and is clear, taste and odor free.



APPLICATION:

Hydraulic lines	Plastic processing equipment
Pneumatic lines	Packaging equipment
Vacuum lines	Oil, fuel and water lines

PHYSICAL PROPERTIES:

Durometer Hardness (Shore A).....75±5
Specific Gravity.....1.28
Tensile Strength.....3035
Elongation.....330%
Operating Temperature Range.....-4 to 180˚F
Taste.....None
Toxicity.....Non-Toxic
Flammability.....Self-Extinguishing
Water Absorption.....0.5%/48 hrs. @ 50˚

CHEMICAL PROPERTIES:

Weak Acids .....Excellent
Strong Acids (except Chloric Acid).....Good
Weak Alkalies.....Excellent
Strong Alkalies.....Good
Ketones and Chlorinated Solvents.....Poor
Mineral Salts.....Excellent
Plating Solution.....Excellent
Water & Saltwater .....Excellent
Hydrocarbons and Alcohols.....Excellent

PACKAGING:

Available in boxes only

Braided Tubing

Part #	ID	OD	Tolerance	Coil Size Ft.	Working Pressure At 68˚F	Burst Pressure At 68˚F
30-B001	¼	.458	.023	100´	250	1000
30-B002	⅜	.608	.023	100´	250	1000
30-B003	½	.763	.023	100´	200	800
30-B004	⅝	.883	.023	100´	175	650
30-B005	¾	1.053	.025	100´	170	650
30-B006	1	1.293	.025	100´	170	450
30-B007	1 ¼	1.450	.025	50´	105	400
30-B008	1 ½	2.025	.025	50´	75	350
30-B009	2	2.510	.025	50´	75	320

NOTE: Use only insert type hose fitting with clamp. Maximum recommended pressures are calculated on test results, with a 3.1 safety factor. In critical applications a reduction of 25–30% of burst is suggested. As no guarantee of pressure is expressed or implied, Longwood will provide free sample for test.

ILLUSTRATIONS BELOW NOT TO SCALE



Clear Vinyl Tubing

Longwood clear vinyl tubing is a clear, flexible tubing of plasticized poly vinyl chloride. It has a wide range of chemical resistance. Its clarity permits visual checks on flow. Its smooth, hard bore prevents interior build-up, is easy to clean, and provides fine flow characteristics. It is flexible at 0˚F and available in continuous lengths.

APPLICATION:

Good oil resistance, excellent resistance to acids, alkalis, and many solvents except esters, ketones, and aromatic hydro-carbons. Non-toxic F.D.A. recipe for potable liquid.

PHYSICAL PROPERTIES:

Color.....Clear
Specific Gravity.....1.21
Tensile Strength.....1550 psi
Elongation.....365%
Durometer Shore A.....75±5
Brittle Point..... -35˚F
Toxicity.....Non-Toxic F.D.A.
Max. Operating Temp. .....80˚C (175˚F)

AVAILABLE PACKAGING:

Pack "A" packed as listed below
Pack "B" packed as follows:
⅝ x ¾ — 50´
⅛ x ¼, 5⁄16 x 7⁄16 — 100´ spools
½ x ⅝ — 150´ spools
3⁄16 x 5⁄16, ¼ x ⅜, ⅜ x ½ — 200´ spools
500´ to 2000´ Starburst Reel/Ctn.—1⁄16 to ⅜ ID

Clear Vinyl Tubing

Part #	ID	OD	Wall	Working Pressure At 68˚F (psi)	Standard Pkg. "A"
30-V001	1⁄16	⅛	1⁄32	85	500´
30-V002	⅛	3⁄16	1⁄32	50	500´
30-V003	⅛	¼	1⁄16	60	100´
30-V004	3⁄16	5⁄16	1⁄16	60	100´
30-V004-1	3⁄16	¼	1⁄32	40	100´
30-V005	3⁄16	7⁄16	⅛	80	100´
30-V006	¼	⅜	1⁄16	55	100´
30-V007	¼	7⁄16	3⁄32	60	100´
30-V008	¼	½	⅛	70	100´
30-V009	5⁄16	7⁄16	1⁄16	50	100´
30-V010	5⁄16	½	3⁄32	60	100´
30-V010-1	5⁄16	9⁄16	⅛	60	100´
30-V011	⅜	½	1⁄16	45	100´
30-V012	⅜	9⁄16	3⁄32	55	100´
30-V013	⅜	⅝	⅛	65	100´
30-V014	7⁄16	9⁄16	1⁄16	40	100´
30-V015	7⁄16	⅝	3⁄32	45	100´
30-V015-1	7⁄16	11⁄16	⅛	50	100´
30-V016	½	⅝	1⁄16	30	100´
30-V016-1	½	11⁄16	3⁄32	35	100´
30-V017	½	¾	⅛	45	100´
30-V018	11⁄16	⅞	3⁄32	35	100´
30-V019	9⁄16	13⁄16	⅛	40	100´
30-V019-1	9⁄16	¾	3⁄32	35	100´
30-V020	⅝	¾	1⁄16	30	100´
30-V021	⅝	13⁄16	3⁄32	35	100´
30-V022	⅝	⅞	⅛	40	100´
30-V023	¾	⅞	1⁄16	25	100´
30-V023-1	¾	15⁄16	3⁄32	30	100´
30-V024	¾	1	⅛	35	100´
30-V025	⅞	1 ⅛	⅛	30	100´
30-V026	1	1 ¼	⅛	28	100´
30-V026-1	1	1 3⁄16	3⁄32	20	100´
30-V027	1 ¼	1 ¾	¼	45	50´
30-V028	1 ½	2	¼	40	50´
30-V029	1 ½	1 ⅞	3⁄16	35	50´
30-V030	2	2 ⅜	3⁄16	25	50´

LONGWOOD

ILLUSTRATIONS BELOW NOT TO SCALE



Polyethylene Tubing

Longwood polyethylene low density is odorless and tasteless for handling critical solution or gases. The natural milky-white color allows the fluid level and flow to be seen. It is non-toxic F.D.A. and flexible. Excellent resistance to many acids and alkalies and most organic solutions.

APPLICATION:

Ideal for many solutions that cause polyethylene to stress-crack. Unaffected by most solvents at ambient temperatures. Will handle many organic chemicals that attack other plastics. Heat resistance approximately 60˚F higher than conventional polyethylene. Will handle solutions to 185˚F.

AVAILABLE PACKAGING:

Pack "A" packed as listed below.
Optional packaging as follows:

* Available in 500´
** Available in 25´ for icemaker kit
Available in 50´, 500´, 1000´

PHYSICAL PROPERTIES:

Density.....0.920
Melt Temperature.....270˚F
Elongation..... .550
Hardness.....45
Tensile Strength.....550
Burst Point.....3 times working psi

TOLERANCES:

¼″ — ⅜″ ±.006 ½″ — ⅝″ ±.010 ¾″ — 1″ ±.015

Polyethylene Tubing

Part #	OD	ID	Wall	Working Pressure At 70˚F (psi)	Standard Pkg. "A"
30-P001*	⅛	1/16	1/32	100	250´
30-P002*	3/16	⅛	1/32	95	100´
30-P003*	¼	.170	.040	120	100´
30-P004*	¼	⅛	1/16	190	100´
30-P005*	5/16	3/16	1/16	150	100´
30-P006*	⅜	¼	1/16	125	100´
30-P007*	½	⅜	1/16	95	100´
30-P008	⅝	½	1/16	75	100´
30-P009	⅝	⅜	⅛	100	100´
30-P010	¾	⅝	1/16	70	100´
30-P011	¾	½	⅛	110	100´
30-P012	⅞	¾	1/16	60	100´
30-P013	⅞	⅝	⅛	100	100´
30-P014	1	⅞	1/16	60	100´
30-P015	1	¾	⅛	95	100´
30-P016	1 ¼	1	⅛	85	100´

PRECISION O-RING CORD STOCK — 31 SERIES

ILLUSTRATIONS BELOW NOT TO SCALE

Custom sizes and compounds are available!

Purchase Quantities	.070″ c/s– .313″ c/s	250- ft. rolls
	.375″ c/s– 1.00″ c/s	100- ft. rolls

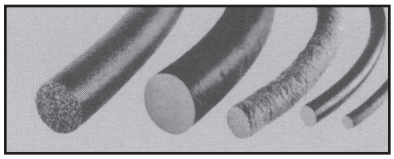

Neoprene

Part #	Nominal Cross-Section	Actual Cross-Section
31-N070	1/16″	.070±.007
31-N093	3/32″	.125±.007 .103±.007
31-N125	1/8″	.125±.007 .139±.007
31-N188	3/16″	.188±.007 .210±.007
31-N250	1/4″	.250±.008 .275±.008
31-N313	5/16″	.313±.008
31-N375	3/8″	.375±.010
31-N437	7/16″	.437±.012
31-N500	1/2″	.500±.015
31-N625	5/8″	.625±.015
31-N750	3/4″	.750±.020

Longwood neoprene resistance to oils, sunlight, and aging is good.

Service Temperature:
-40˚F to +250˚F

Compound meets:
MIL-R-3065-Grade SC715 E_1, E_3 F_1; ASTM-D2000 3BC-715 A_{14} B_{14} EO_{14} EO_{34} F_{17}

BUNA-N

Part #	Nominal Cross-Section	Actual Cross-Section
31-B070	1/16″	.070±.007
31-B093	3/32″	.125±.007 .103±.007
31-B125	1/8″	.125±.007 .139±.007
31-B188	3/16″	.188±.007 .210±.007
31-B250	1/4″	.250±.008 .275±.008
31-B313	5/16″	.313±.008
31-B375	3/8″	.375±.010
31-B437	7/16″	.437±.012
31-B500	1/2″	.500±.015
31-B625	5/8″	.625±.015
31-B750	3/4″	.750±.020

Longwood BUNA-N has excellent resistance to petroleum, oils, and gasolines. Resistance to hydrocarbons, acids, and bases is good.

Service Temperature:
-40˚F to +250˚F

Compound meets:
MIL-R-3065-Grade SB 715 BE_1 E_3 F_1; ASTM-D2000 5BG-715 A_{14} B_{14} EO_{14} EO_{34} F_{17}

Silicone

Part #	Nominal Cross-Section	Actual Cross-Section
31-S070	1/16″	.070±.007
31-S093	3/32″	.125±.007 .103±.007
31-S125	1/8″	.125±.007 .139±.007
31-S188	3/16″	.188±.007 .210±.007
31-S250	1/4″	.250±.008 .275±.008
31-S313	5/16″	.313±.008
31-S375	3/8″	.375±.010
31-S437	7/16″	.437±.012
31-S500	1/2″	.500±.015
31-S625	5/8″	.625±.015
31-S750	3/4″	.750±.020

Longwood silicone cord has good resistance to solvents, fuels, and oils. It resists compression set and retains properties.

Service Temperature:
-100˚F to +550˚F

Compound meets:
ZZ-R-765-B Class 2a Grade 70; ASTM-D2000 7GE 707 A_{19} B_{37} EO_{16} F_{19}

EPDM

Part #	Nominal Cross-Section	Actual Cross-Section
31-E070	1/16″	.070±.007
31-E093	3/32″	.125±.007 .103±.007
31-E125	1/8″	.125±.007 .139±.007
31-E188	3/16″	.188±.007 .210±.007
31-E250	1/4″	.250±.008 .275±.008
31-E313	5/16″	.313±.008
31-E375	3/8″	.375±.010
31-E437	7/16″	.437±.012
31-E500	1/2″	.500±.015
31-E625	5/8″	.625±.015
31-E750	3/4″	.750±.020

Longwood EPDM cord provides excellent resistance to the deteriorative effects of ozone, oxygen, weather, heat, and most chemicals.

Service Temperature:
-40˚F to +250˚F and intermittent +300˚F

Compound meets:
ASTM-D2000 3BA-715 A_{14} B_{13} C_{12} F_{17}

LONGWOOD

ILLUSTRATIONS BELOW NOT TO SCALE

Solid Square "O" Ring Cord
BUNA-N

Many static seal applications have utilized a square-section gasket in place of the standard "O" ring. Longwood has produced square "O" ring cord to satisfy these application requirements. Standard 70 Durometer. Other Durometers available.

Solid Square Cord BUNA-N			
Part #	O-Ring Size	Fractional Size	Square Size
31-2305	.103 c/s	3⁄32″	.098
31-5025	.139 c/s	1⁄8″	.133
31-1405	.210 c/s	3⁄16″	.202
31-1956	.275 c/s	1⁄4″	.264
31-2286	.313 c/s	5⁄16″	.313
31-1446	.375 c/s	3⁄8″	.375
31-1485	.500 c/s	1⁄2″	.500
31-1388	.625 c/s	5⁄8″	.625
31-3758	.750 c/s	3⁄4″	.750

Custom-extruded profiles are available!

Large - or - Small

1-800-829-7231

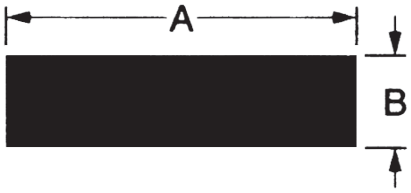

Rectangular Cord Neoprene—60 Durometer		
Part #	A	B
31-2763	.250	.125
31-3940	.500	.125
31-2272	.500	.188
31-3999	.375	.250
31-4730	.500	.250
31-3929	.750	.250
31-2556	.500	.375
31-1442	.750	.500

SPONGE CORD STOCK

ILLUSTRATIONS BELOW NOT TO SCALE



SPONGE RUBBER

Cord Neoprene—EPDM—Silicone	
Part #	**A**
31-SP250	.250
31-SP375	.375
31-SP500	.500
31-SP625	.625
31-SP750	.750



SPONGE RUBBER

Square Neoprene—EPDM—Silicone	
Part #	**A**
31-4708	.250
31-4709	.375
31-4710	.500
31-4711	.625



SPONGE RUBBER

Rectangular Neoprene—EPDM—Silicone		
Part #	**A**	**B**
31-3252	.250	.125
31-4016	.375	.125
31-4729	.500	.125
31-2820	.375	.250
31-4017	.500	.250
31-2850	.500	.375
31-4102	.750	.500

PSA backing available for sponge extrusions!

LONGWOOD

ILLUSTRATIONS BELOW NOT TO SCALE

THE EASE AND PRECISION OF A MACHINE OPERATION...IN YOUR SHOP OR JOB

The 90˚ MITER-TOOL from Longwood will pay for itself in one day in time saved. With proper use, it is unconditionally guaranteed. THE tool with craftmanship and knowledge of metalworking needs behind it. Punches and dies are hardened and ground tool steel capable of cutting non-hardened steel up to 1⁄16″. A built-in 15:1 pressure ratio reduces amazingly clean and accurate cuts to nothing more than a mere squeeze of the handles.

Perfect miter with a 90˚ MITER-TOOL

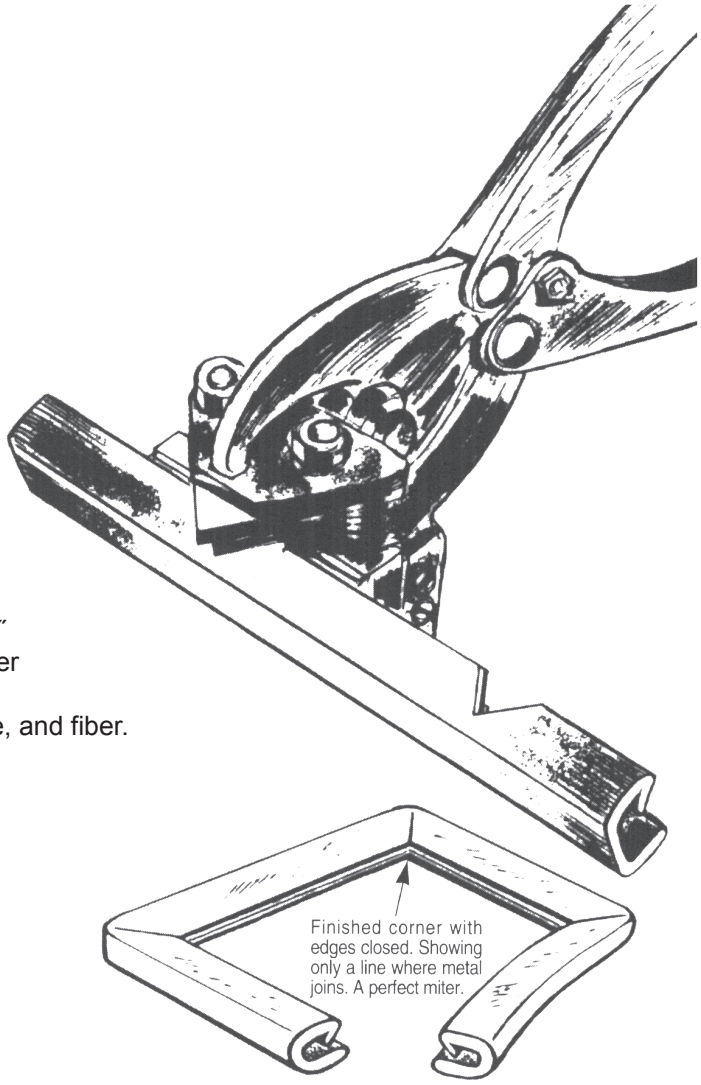

Available in two sizes:

32-T01 For trims with openings less than 1⁄8″
32-T02 For trims with openings 1⁄8″ and larger

Miters, notches, and trims metal, plastic, tile, and fiber.

Call 1-800-829-7231 to order

ILLUSTRATIONS BELOW NOT TO SCALE

CRAFTLOCK

PVC with metal insert!

Available Textures



(1) Coarse Pebble



(2) Leather



(3) Fine Pebble



(4) Basket Weave

(7) Fine Sand

PHYSICAL PROPERTIES:

Vinyl (PVC) outer coating, embossed extrusion
- Durometer Hardness (Shore A).....80
- Temperature Range
- Constant Exposure.....-20˚F to +160˚F
- Temperature Range
- Intermittent Exposure.....-50˚F to +200˚F

Craft-Seal (Bulb & Glue) Temperature Range
- Neoprene Bulb.....-18˚F to +200˚F
- Cyanoacrylate Glue.....-20˚F to +175˚F

Internal Metal Clips
- Aluminum..... .024″ thick, #3004 H18, full-hard
- Steel..... .018″ thick, #2 temper, cold-rolled

Note: Coil lengths are 250 feet. Other sizes available on request. Other colors available on request. Special cross sections available on request.

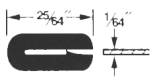

32-301

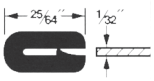

32-302

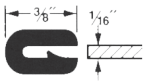

32-303

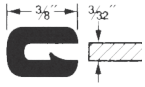

32-304

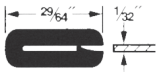

32-305

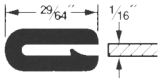

32-306

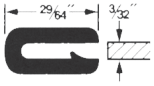

32-307

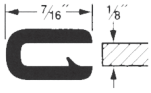

32-308

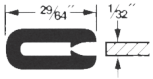

32-309

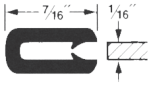

32-310

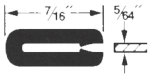

32-311

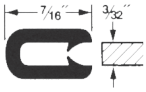

32-312

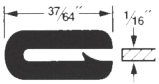

32-313

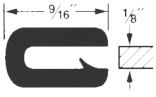

32-314

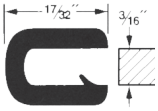

32-315

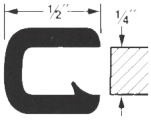

32-316

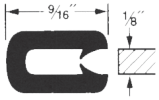

32-317

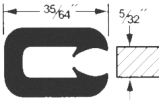

32-318

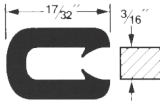

32-319

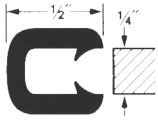

32-320

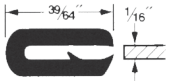

32-321

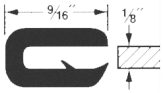

32-322

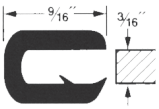

32-323

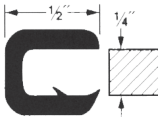

32-324

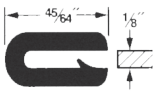

32-325

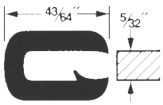

32-326

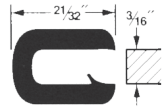

32-327

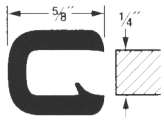

32-328

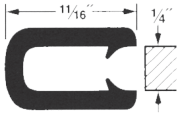

32-329

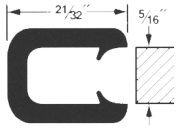

32-330

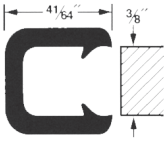

32-331

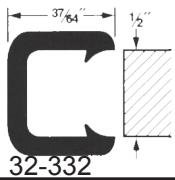

32-332

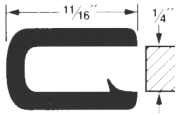

32-333

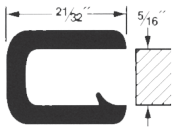

32-334

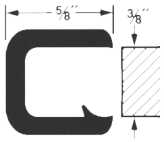

32-335

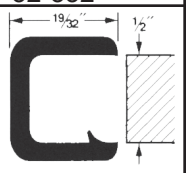

32-336

LONGWOOD

ILLUSTRATIONS BELOW NOT TO SCALE

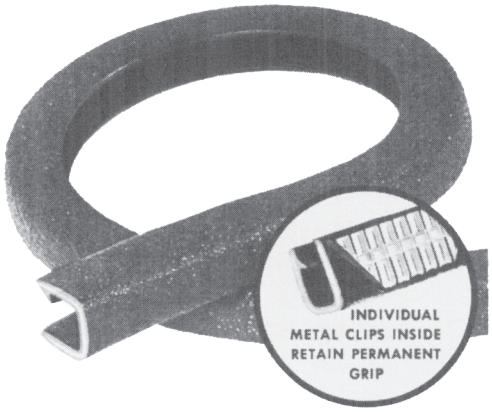

CRAFTLOCK

Just push CRAFTLOCK on and it's on to stay...no stapling or glue...saves on labor...grips on difficult materials and curves...available with an aluminum inner core for corrosion resistance, light weight, and ease of handling.

Use on edges for decoration or protection.

Some Applications...



32-201 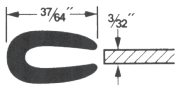	32-202 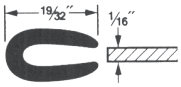	32-203 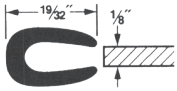	32-204 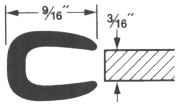
32-205 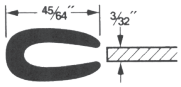	32-206 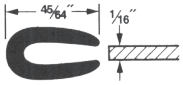	32-207 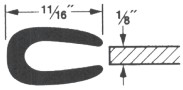	32-208 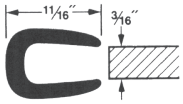

ILLUSTRATIONS BELOW NOT TO SCALE

CRAFTSEAL

Sponge Rubber Bulb!

A TYPICAL APPLICATION



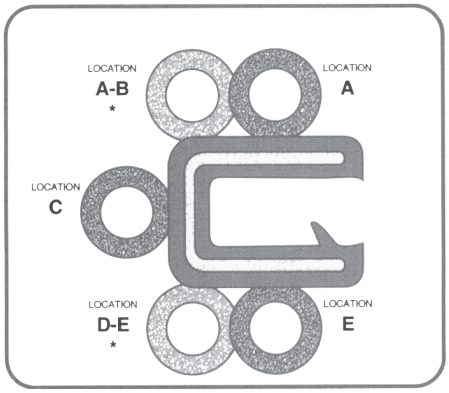

***Special Order Only (Non-Returnable)**

Note: Other bulb sizes available on special request (special pricing & quantities applicable).

***Sponge Rubber Bulb Resistance to:**

Oil & Gasoline.....Good
Water Absorption....Excellent
Ozone.....Excellent
Sunlight Aging.....Excellent
Low Temperature....Excellent
Compression Set....Excellent

***Neoprene/EPDM Rubber Compound**

Dimensions shown are approximations for reference only.

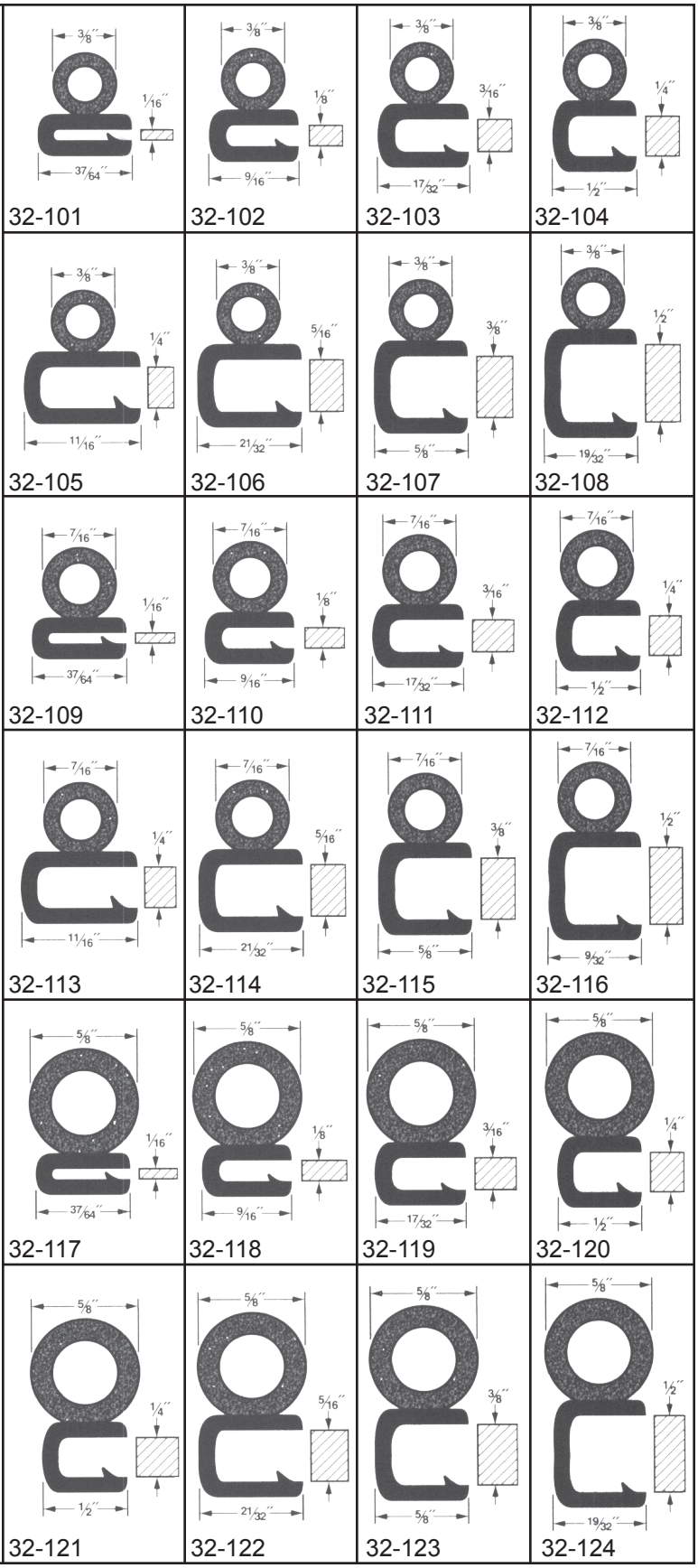

LONGWOOD

ILLUSTRATIONS BELOW NOT TO SCALE

Solid Rubber Longwood Garage Door Seals

Virtually indestructible! Effectively seals out rain, snow, dust, sand, and drafts. Long-lasting, solid black rubber material absorbs shock—doesn't soften on the hottest days and retains flexible sealing qualities at sub-zero temperatures.

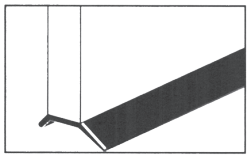

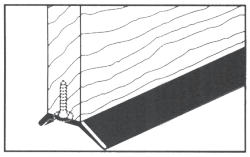

Solid Rubber Garage Door Seals

	Part #	Ft. per Carton	# of Lengths per Carton	Approx. Ship Wt. Lbs.
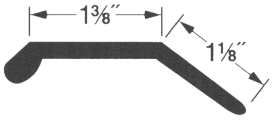	32-801	48	6	18
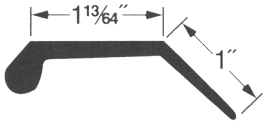	32-802	72	8	20
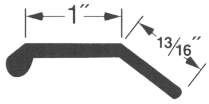	32-803	200	2	37
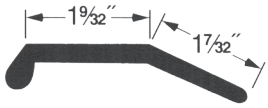	32-804	200	2	77
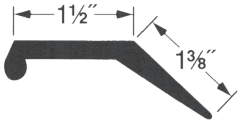	32-805	200	2	84
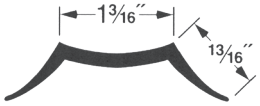	32-806	200	2	48

Sponge Garage Door Seals

Closed-cell sponge interior and tough exterior provide a durable but flexible seal.

Sponge Garage Door Seals

	Part #	Ft. per Carton	# of Lengths per Carton	Approx. Ship Wt. Lbs.
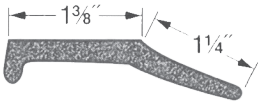	32-807	200	2	17
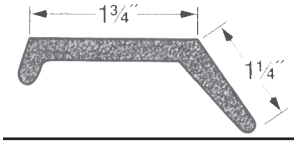	32-808	200	2	23
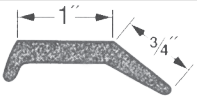	32-809	200	2	21
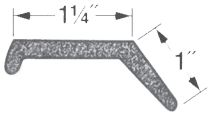	32-810	200	2	20

Only high-quality compounds are used!

1-800-829-7231

ILLUSTRATIONS BELOW NOT TO SCALE

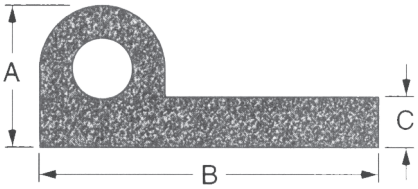

Sponge P-Strips			
Part #	A	B	C
33-200	.50	1.25	.12
33-201	.62	1.50	.19
33-202	.75	1.75	.25

Sponge P-Strips

Perfect for weatherstripping & sealing. Available with PSA backing.

Door Seals

Use on domestic and commercial refrigeration, vending units, disposers, reach-ins, hang-on doors, and food containers. NSF seal of approval.

Call 1-800-829-7231 for custom extrusions!

33-300

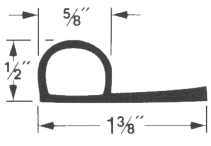

Vinyl

33-301

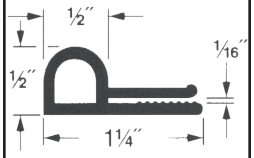

Rubber

33-302

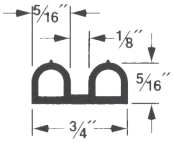

Rubber

33-303

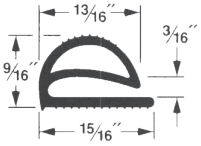

Vinyl

33-304

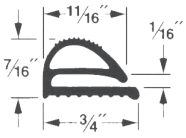

Vinyl

33-305

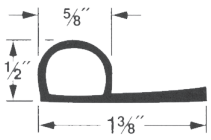

Vinyl

33-306

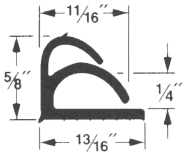

Rubber

33-307

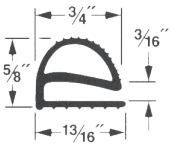

Vinyl

33-308

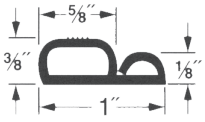

Rubber

33-309

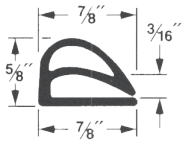

Vinyl

33-310

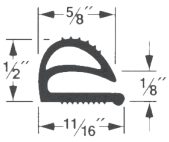

Vinyl

33-313

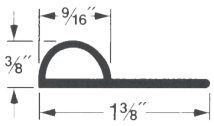

Rubber

33-314

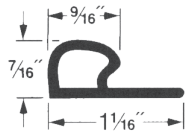

Rubber

33-315

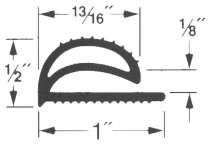

Vinyl

33-316

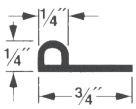

Rubber

33-318

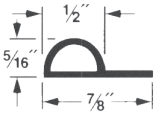

Rubber

33-320

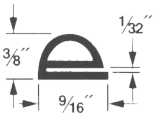

Vinyl

33-321

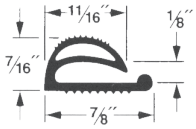

Vinyl

LONGWOOD

ILLUSTRATIONS BELOW NOT TO SCALE

33-108

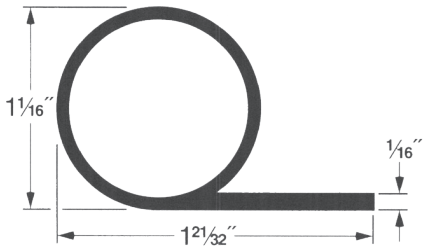

If you need a P-Strip not listed, fax a sketch or print and Longwood will quote on custom tooling.

Fax: 336-272-5619

33-109

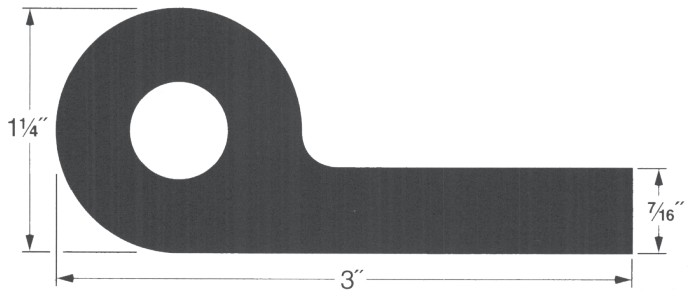

33-110

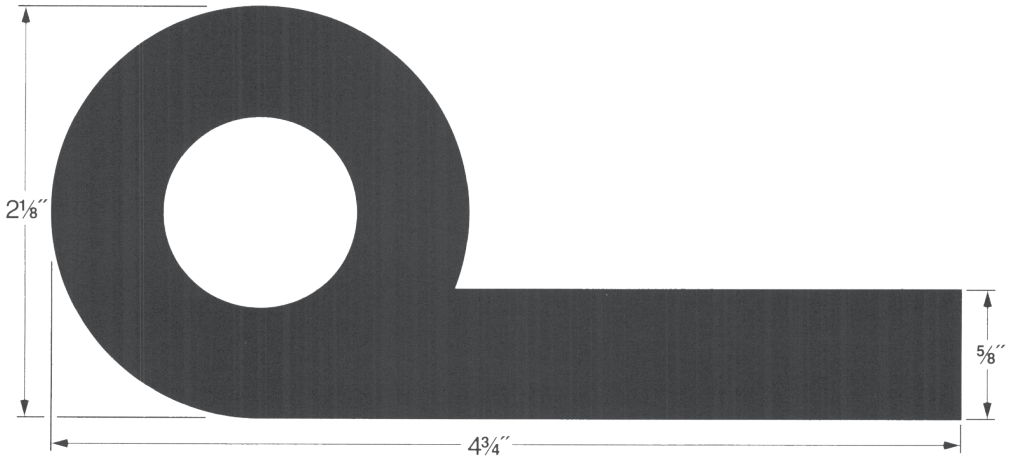

ILLUSTRATIONS BELOW NOT TO SCALE

Typical Applications



BUMPER



SEAL

33-101

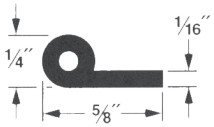

33-102



33-103



33-104



33-105

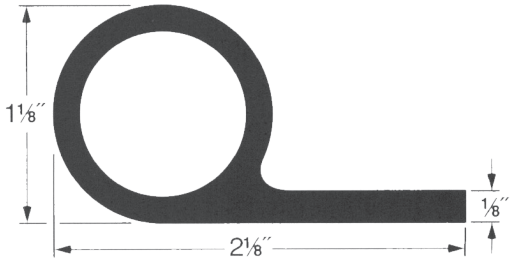

33-106

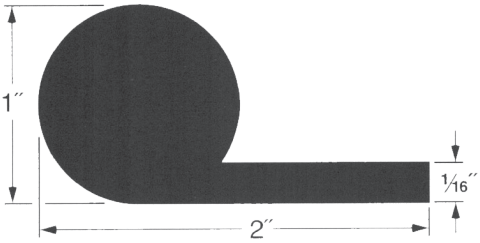

33-107



Continuous cure & autoclave processes used!

U-CHANNELS

LONGWOOD

ILLUSTRATIONS BELOW NOT TO SCALE

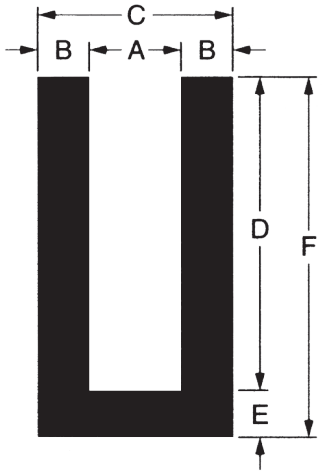

RUBBER

U-Channels

Part #	A Slot Width	B Leg Width	C Overall Width	D Slot Depth	E Base Depth	F Overall Depth
34-101	1/32	1/32	3/32	3/16	1/32	7/32
34-102	1/32	1/16	5/32	5/32	1/32	3/16
34-103	1/32	1/8	9/32	9/32	3/32	3/8
34-104	1/32	5/32	11/32	1/2	3/16	11/16
34-105	3/64	1/32	7/64	1/8	1/32	5/32
34-106	3/64	1/32	7/64	1/8	1/32	5/32
34-107	3/64	1/16	11/64	5/16	1/16	3/8
34-108	3/64	1/16	13/64	19/64	5/64	3/8
34-109	3/64	7/64	17/64	9/32	3/32	3/8
34-110	1/16	1/32	1/8	5/32	1/32	3/16
34-111	1/16	1/32	1/8	13/64	1/16	17/64
34-112	1/16	1/32	1/8	21/64	3/64	3/8
34-113	1/16	3/64	5/32	5/32	5/64	15/64
34-114	1/16	1/16	3/16	1/8	1/8	1/4
34-115	1/16	1/16	3/16	5/16	1/16	3/8
34-116	1/16	1/16	3/16	5/16	1/16	3/8
34-117	1/16	1/8	5/16	3/8	5/32	17/32
34-118	5/64	1/16	13/64	5/16	1/16	3/8
34-119	3/32	3/64	3/16	17/64	3/64	5/16
34-120	3/32	1/16	7/32	1/8	1/16	3/16
34-121	3/32	1/16	7/32	1/4	1/16	5/16
34-122	3/32	1/16	7/32	1/4	1/16	5/16
34-123	3/32	5/64	1/4	7/16	3/16	5/8
34-124	7/64	1/16	15/64	17/64	*	27/64
34-125	1/8	1/32	3/16	7/16	1/16	1/2
34-126	1/8	3/64	7/32	11/64	3/64	7/32
34-127	1/8	3/64	7/32	13/64	3/64	1/4
34-128	1/8	1/16	1/4	1/4	1/16	5/16
34-129	1/8	1/16	1/4	1/4	1/16	5/16
34-130	1/8	1/16	1/4	1/2	1/16	9/16
34-131	1/8	1/16	1/4	9/16	1/16	5/8
34-132	1/8	1/16	1/2	1/2	1/8	5/8
34-133	1/8	3/32	5/16	9/32	3/32	3/8
34-134	1/8	3/32	5/16	3/8	1/8	1/2
34-135	1/8	3/32	5/16	13/32	3/32	1/2
34-136	1/8	1/8	3/8	3/8	1/8	1/2
34-137	1/8	7/32	9/16	23/32	9/32	1
34-138	3/16	1/16	5/16	1/4	1/16	5/16
34-139	3/16	1/16	5/16	3/8	1/16	7/16
34-140	3/16	3/32	3/8	1/2	*	3/4
34-141	3/16	1/8	7/16	3/8	1/8	1/2
34-142	1/4	1/16	3/8	7/32	1/16	9/32
34-143	1/4	1/16	3/8	5/16	1/16	3/8
34-144	1/4	1/16	3/8	3/8	1/8	1/2
34-145	1/4	1/8	1/2	1/2	1/8	5/8

ILLUSTRATIONS BELOW NOT TO SCALE

34-200

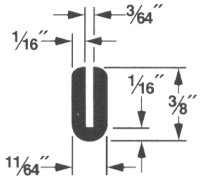

RUBBER

34-201

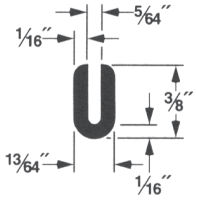

RUBBER

34-202

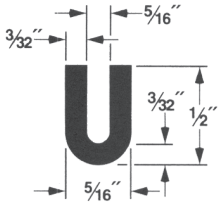

RUBBER

34-203

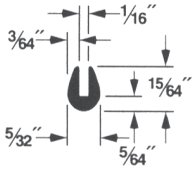

RUBBER

34-204

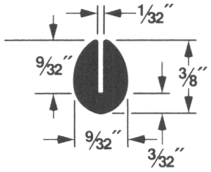

RUBBER

34-205

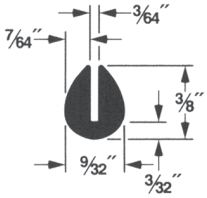

RUBBER

34-206

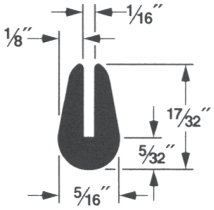

RUBBER

34-207

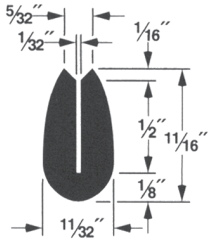

RUBBER

34-208

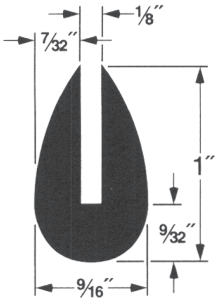

RUBBER

34-209

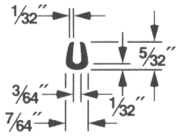

RUBBER

34-210

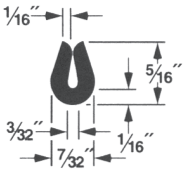

RUBBER

34-211

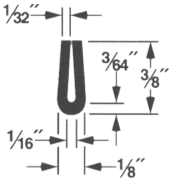

RUBBER

34-212

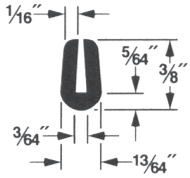

RUBBER

34-213

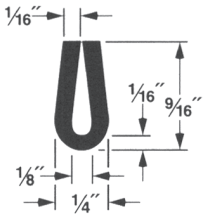

RUBBER

34-214

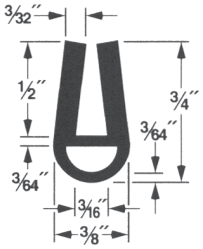

RUBBER

34-215

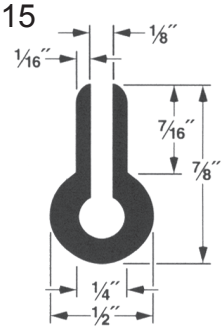

RUBBER

Call: 1-800-829-7231 — OR — Fax: 336-272-5619

LONGWOOD

ILLUSTRATIONS BELOW NOT TO SCALE

34-220

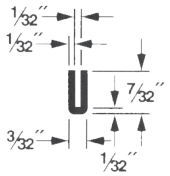

RUBBER

34-221

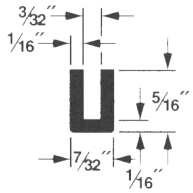

RUBBER

34-222

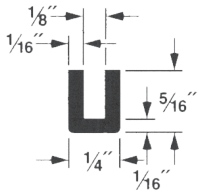

RUBBER

34-223

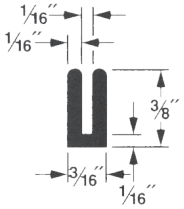

RUBBER

34-224

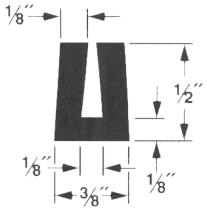

RUBBER

34-225

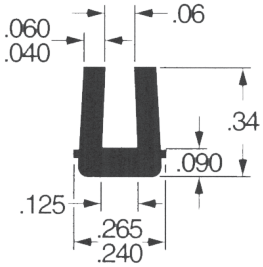

RUBBER

34-226

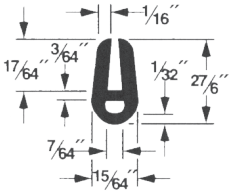

RUBBER

34-227

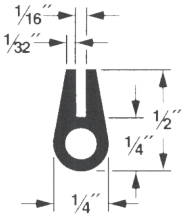

RUBBER

34-228

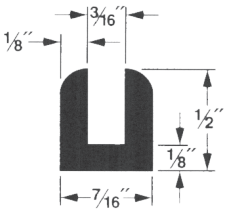

RUBBER

34-229

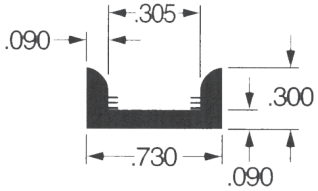

RUBBER

34-230

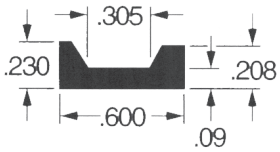

RUBBER

34-231

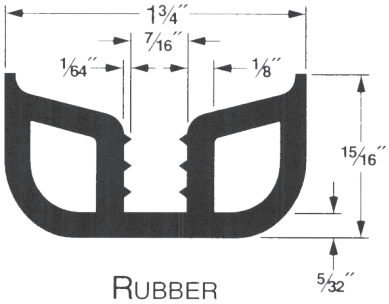

RUBBER

34-232

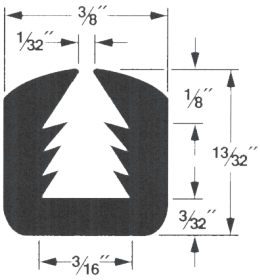

RUBBER

Call: 1-800-829-7231 — OR — Fax: 336-272-5619

ILLUSTRATIONS BELOW NOT TO SCALE

34-8005

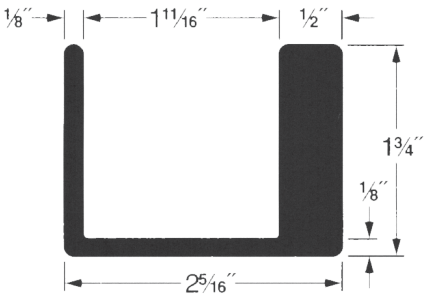

RUBBER

34-8011

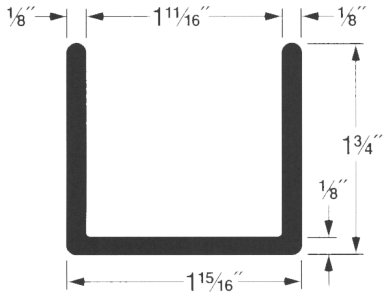

RUBBER

34-8003

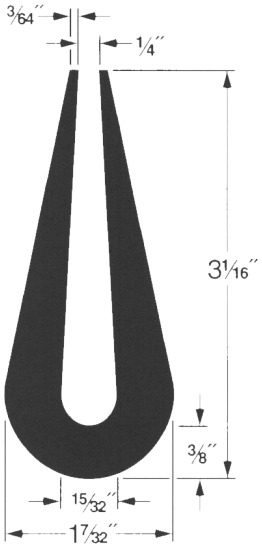

RUBBER

Longwood also offers secondary operations for extrusions—splicing, corner molding, slitting, hole punching, custom lengths, and more...

34-8004

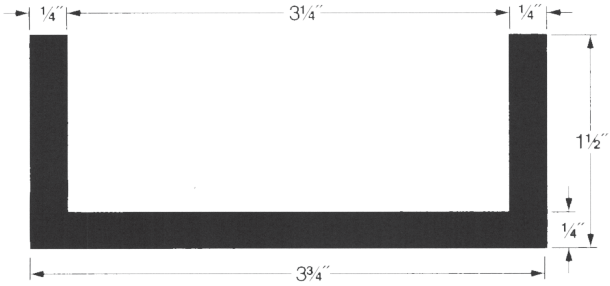

RUBBER

34-3879R

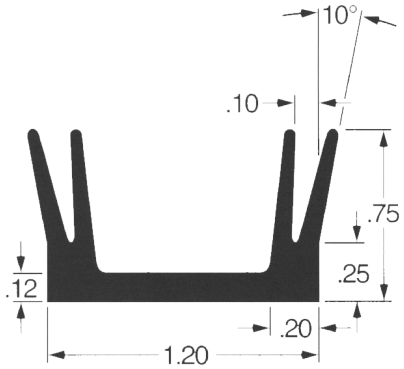

RUBBER

EDGE LINERS

LONGWOOD

ILLUSTRATIONS BELOW NOT TO SCALE

Longwood Edge Liner offers a convenient method for covering the sharp edge of large or irregularly shaped holes in sheet metal. It is pressed in place around the perimeter of the hole. Series 34-6000 is designed specifically to provide spacers when stacking sheet metal or board to protect the face of the sheet against scratches, allow for air circulation between sheets, and protect workers' hands against sharp edges.



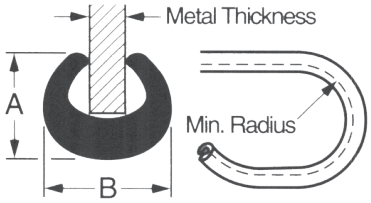

PLASTIC

Edge Liners—High Density Polyethylene (Black)

Part #	Metal Thickness	A	B	Min. Radius	Shipping Weight	Length
34-6000	.05 – .08	.13	.17	.75	3	500
34-6001	.07 – .12	.16	.22	1.00	6	500

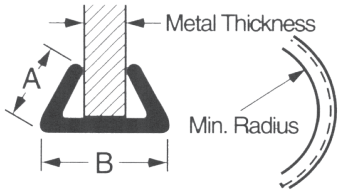

PLASTIC

Edge Liners—FlexTemp (Natural)

Part #	Metal Thickness	A	B	Min. Radius	Shipping Weight	Length
34-6002	.13 – .28	.27	.42	2.0	7	250
34-6003	.25 – .50	.40	.68	2.5	8	125
34-6004	.38 – .75	.46	.93	3.0	8	100

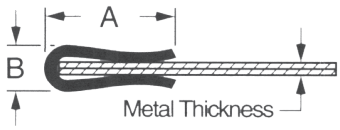

PLASTIC

Edge Liners—Low Density Polyethylene (Natural)

Part #	Metal Thickness	A	B	Min. Radius	Shipping Weight	Length
34-6005	.01 – .12	.65	.26	—	15	500
34-6006	.11 – .18	1.00	.34	—	14	250

For small holes, see Section 11 — Molded Grommets

LONGWOOD

SPONGE WEATHERSTRIP

ILLUSTRATIONS BELOW NOT TO SCALE

Longwood Seals are used in a variety of products and product lines to provide protection, beauty, and sealing of doors, hatches, or compartments.



Closed-cell sponge with or without PSA backing

35-100

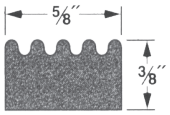

35-101

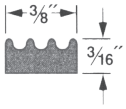

35-102

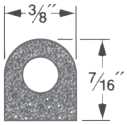

35-103

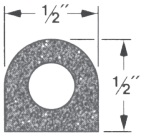

35-104

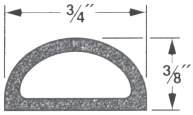

35-105

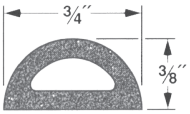

35-106

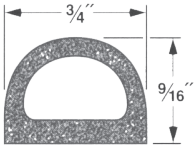

35-107

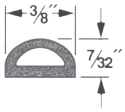

35-108

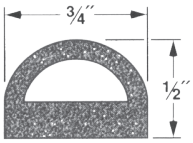

35-109

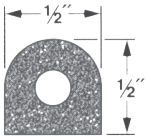

35-110



Tubing	
Part #	**O.D.**
35-111	3/8
35-112	7/16
35-113	5/8
35-114	3/4

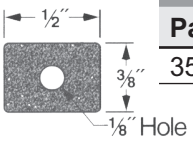

Rectangle	
Part #	**Size**
35-115	1/2 x 3/8

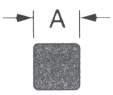

Solid Square	
Part #	**Size**
35-116	1/4
35-117	3/8
35-118	1/2
35-119	5/8

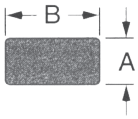

Solid Rectangle		
Part #	**A**	**B**
35-120	1/4	1/2
35-121	3/8	1/2
35-122	1/4	3/4
35-123	1/2	3/4

Installation

All Longwood Seal products sold with "High-performance" pressure-sensitive adhesive are subject to the following requirements:

A. Application area must be clean of any contaminants.

B. Do not apply to any surface when temperatures are below 60˚F, as the adhesive may fail to perform properly.

C. Apply Longwood Seal without stretching.

Adhesive backed Longwood seals provide low-cost installation in any application. Simply peel back the cover strip, exposing the pressure-sensitive adhesive and apply where desired.

See Section 40 for sponge strips with PSA backing.

SPONGE WEATHERSTRIP

LONGWOOD

ILLUSTRATIONS BELOW NOT TO SCALE

35-300
"D" Section
PSA Backing

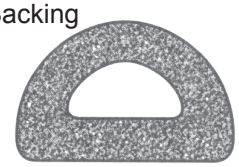

3/16″ X 5/16″

300´ per box

35-301
Ribbed Section
PSA Backing

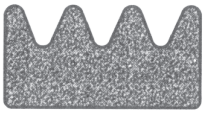

3/16″ X 3/8″

300´ per box

35-302
Ribbed Section
PSA Backing



1/8″ X 5/16″

400´ per box

35-303
Ribbed Section
PSA Backing

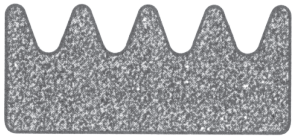

5/16″ X 5/8″

100´ per box

Call: 1-800-829-7231

— or —

Fax: 336-272-5619

35-304
"P" Section
PSA Backing



3/16″ X 5/16″

300´ per box

PHYSICAL PROPERTIES:

- Made of closed-cell EPDM sponge rubber
- Fiberglass reinforced
- Self-sticking
- Ozone- and sunlight-resistant
- Soft at low temperatures
- Does not absorb water
- Standard colors are black and gray. Other colors are available on special order

TYPICAL APPLICATIONS:

- Closure seals for doors and windows
- Environmental seals for metal and wood cabinets, cushions, pads, and bumper strips

Pressure Sensitive Adhesive (PSA)

Bulk-packaged in dispenser box!

Also see Section 46 — STRIPS

ILLUSTRATIONS BELOW NOT TO SCALE

Silicone resists the extremes!

“The engineer’s choice for reliability”

Engineers have long chosen silicone rubber as the material that provides the best reliability of performance under a wide range of difficult service conditions. Silicone’s resistance to extremes of heat and/or cold, ultraviolet light, moisture, chemical attack, ozone, and other elements is well documented. It’s unmatched by any other elastomer!

Because of its reliability over the longer period of time, silicone becomes a more “cost-effective” application when labor cost factors of fabrication, maintenance, and installation are considered. It’s a versatile product. **Silicone can be used for gasketing, sealing, cushionining, edging, jointing, and insulating.**

Silicone is available from Longwood in a variety of standard dies. Additional dies may be available according to your requirements.

PSA backing eliminates screws, pins, and other mechanical fasteners!

Also available in NEOPRENE & EPDM

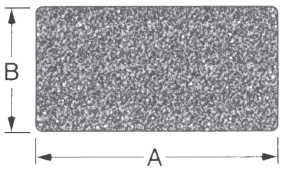

Rectangles

Part #	A	B
35-201	.500	.250
35-202	.500	.125
35-203	.500	.375
35-204	.250	.125
35-205	.750	.375

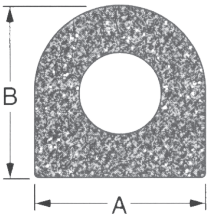

“D” Section (w/ hole)

Part #	A	B
35-206	.3125	.1875
35-207	.500	.500

Also available in NEOPRENE & EPDM



Squares

Part #	A	B
35-208	.500	.500
35-209	.375	.375
35-210	.250	.250

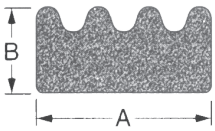

Ribbed Sections

Part #	A	B
35-211	.375	.187
35-212	.625	.312
35-213	.312	.125

Also available in NEOPRENE & EPDM



Cords

Part #	A
35-214	.3750
35-215	.2500
35-216	.1870
35-217	.1250
35-218	.5000
35-219	.3125

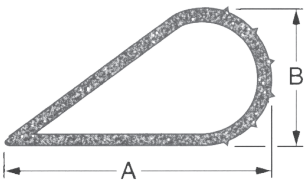

Teardrop

Part #	A	B
35-220	.500	.250

EXTRUDED "T" STRIPS

LONGWOOD

ILLUSTRATIONS BELOW NOT TO SCALE

Half-Round Top

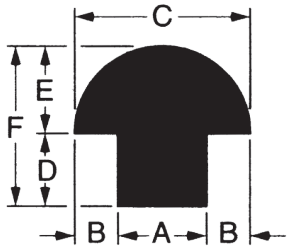

RUBBER

Extruded "T" Strips—Half-Round Top						
Part #	A	B	C	D	E	F
36-100	1/32	3/64	1/8	5/64	1/16	9/64
36-101	3/64	1/8	5/16	1/2	5/32	21/32
36-102	3/64	1/8	5/16	1	5/32	1 5/32
36-103	1/16	1/8	5/16	1/4	5/32	13/32
36-104	1/16	11/32	3/4	5/8	1/8	3/4
36-105	3/32	13/64	1/2	1/8	1/8	1/4
36-106	3/32	13/64	1/2	1/8	1/4	3/8
36-107	1/8	3/16	1/2	1/4	1/4	1/2
36-108	1/8	5/16	3/4	5/8	1/4	7/8
36-109	1/8	5/16	3/4	5/8	1/8	3/4
36-110	1/8	7/16	1	2	1/8	2 1/8
36-111	3/16	5/32	1/2	1/4	1/4	1/2
36-112	3/16	13/32	1	1/2	3/16	11/16
36-113	1/4	3/16	5/8	1 1/1	3/8	1 5/8
36-114	3/4	1/8	1	3/8	1/4	5/8

Wedge Base

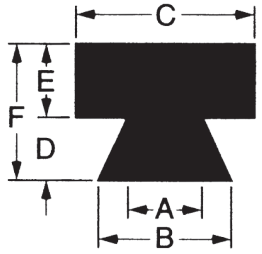

RUBBER

Extruded "T" Strips—Wedge Base						
Part #	A	B	C	D	E	F
36-115	3/32	7/64	19/64	1/16	3/32	5/32
36-116	***1/8	5/32	15/32	3/16	1/8	5/16
36-117	1/8	3/16	7/16	1/8	1/8	1/4
36-118	3/16	1/4	3/4	1/4	1/8	3/8
36-119	1/4	3/8	1/2	7/64	1/8	15/64
36-120	7/16	17/32	47/64	7/64	1/8	15/64
36-121	1/2	5/8	1	1/4	1/4	1/2
36-122	1/4	3/4	1	3/8	1/2	7/8
36-123	5/16	3/8	3/8	1/4	1/16	5/16
36-124	5/16	3/8	1/2	1/8	3/8	1/2
36-125	5/16	1/2	15/16	5/16	1/4	9/16
36-126	5/16	1/2	1-3/16	5/16	1/4	9/16
36-127	5/16	1/2	2	5/16	1/4	9/16
36-128	*21/64	29/64	3/4	5/16	7/32	17/32
36-129	**5/8	13/16	1-5/16	3/16	3/16	3/8
36-130	**1	1-1/4	1-1/2	5/16	1/2	13/16

*Base Corners Radial **Top Corners Radial ***Top Corners Chamfer 1/16 x 45˚

EXTRUDED "T" STRIPS

ILLUSTRATIONS BELOW NOT TO SCALE

"T" Strips

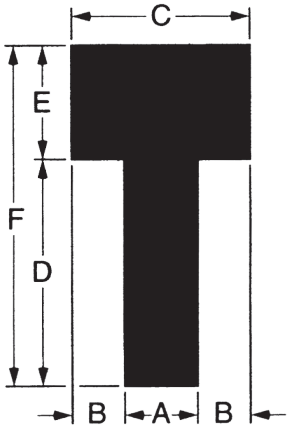

RUBBER

Extruded "T" Strips—All Corners Square						
Part #	A	B	C	D	E	F
36-131	1/16	1/16	3/16	3/16	3/8	9/16
36-132	1/16	3/32	1/4	11/64	3/32	17/64
36-133	1/16	3/32	1/4	3/16	3/32	9/32
36-134	1/16	1/8	5/16	1/4	1/16	5/16
36-135	1/16	1/8	5/16	7/16	1/16	1/2
36-136	1/16	1/8	5/16	1 5/16	1/16	1 3/8
36-137	1/16	7/32	1/2	5/32	5/32	5/16
36-138	5/64	9/64	3/8	3/32	7/32	5/16
36-139	3/32	21/64	3/4	21/32	3/32	3/4
36-140	3/32	9/64	3/8	1/8	1/16	3/16
36-141	3/32	1/16	7/32	17/32	3/16	23/32
36-142	7/64	1/8	23/64	45/64	7/64	13/16
36-143	1/8	1/8	3/8	1/8	1/8	1/4
36-144	1/8	3/16	1/2	1/8	1/8	1/4
36-145	1/8	5/32	7/16	1/8	1/8	1/4
36-146	1/8	5/32	7/16	7/32	3/16	13/32
36-147	1/8	3/16	1/2	1	1/4	1 1/4
36-148	1/8	17/32	1 3/16	7/8	1/8	1
36-149	5/32	3/64	1/4	5/16	1/2	13/16
36-150	5/32	3/32	11/32	5/16	3/16	1/2
36-151	5/32	1/16	9/32	5/8	3/16	13/16
36-152	13/64	3/64	19/64	23/64	9/64	1/2
36-153	1/4	3/16	5/8	1/4	1/4	1/2
36-154	1/4	3/32	7/16	5/32	3/32	1/4
36-155	1/4	3/32	7/16	5/32	3/16	11/32
36-156	1/4	5/16	7/8	9/32	9/32	9/16
36-157	5/16	1/16	7/16	1/4	1/16	5/16
36-158	3/8	1/8	5/8	5/64	1/16	9/64
36-159	1/2	1/4	1	1/4	3/8	5/8
36-160	3/4	3/16	1 1/8	7/16	3/16	5/8
36-161	3/4	1/4	1 1/4	13/64	1/8	21/64
36-162	1	1/4	1 1/2	3/4	1/4	1
36-163	1	1/4	1 1/2	1/8	1/8	1/4
36-164	1	1/4	1 1/2	3/4	1/4	1
36-165	1	3/8	1 3/4	1/4	1/4	1/2
36-166	1 1/4	5/8	2 1/2	1 1/16	1	2 1/16
36-167	1 1/2	1/4	2	1/2	5/8	1 1/8
36-168	2 1/4	1/4	2 3/4	1/2	5/8	1 1/8

Longwood can extrude custom profiles!

1-800-829-7231

LONGWOOD

ILLUSTRATIONS BELOW NOT TO SCALE

“H” Channels

Extruded “H” Channels—Straight Sides

Part #	A	B	C	D	E	F	Radius
36-200	1/32	1/8	9/32	3/32	3/32	9/32	1/8
36-201	1/32	7/64	1/4	21/32	3/16	1 1/2	7/64
36-202	3/64	5/64	3/16	7/64	3/64	1/4	1/16
36-203	3/64	11/64	3/8	3/8	1/8	7/8	—
36-204	1/16	1/16	3/16	9/64	13/32	11/16	—
36-205	1/16	1/8	5/16	1/8	1/8	3/8	—
36-206	3/32	5/64	1/4	5/32	1/16	3/8	—
36-207	3/32	5/64	1/4	17/64	3/32	5/8	—
36-208	3/32	3/16	15/32	1/2	5/8	1 5/8	3/16
36-209	1/8	1/16	1/4	1/8	1/8	3/8	—
36-210	1/8	7/16	1	1/2	1 1/2	2 1/2	—
36-211	5/32	5/64	5/16	3/16	1/8	1/2	—
36-212	3/16	1/8	7/16	3/16	1/16	7/16	1/16
36-213	3/16	1/8	7/16	29/32	3/16	2	1/8
36-214	3/16	1/8	7/16	59/64	7/32	2 1/6	1/8
36-215	1/4	1/8	1/2	3/16	1/16	7/16	1/8
36-216	1/4	1/4	3/4	1/4	1/4	3/4	—
36-217	1/4	1/4	3/4	1	3/8	2 3/8	—
36-218	1/4	1/8	1/2	5/16	1/8	3/4	3/32
36-219	1/4	1/8	1/2	3/8	1/4	1	1/16
36-220	1/4	1/4	3/4	1/2	1/4	1 1/4	1/8

“L” Strips

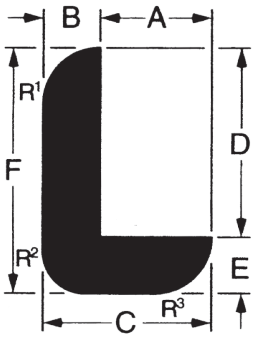

Extruded “L” Strips—Outside Corners Radial

Part #	A	B	C	D	E	F	R^1	R^2	R^3
36-300	1/16	1/16	1/8	5/8	1/8	3/4	—	—	1/8
36-301	1/8	1/16	3/16	5/8	1/8	3/4	—	—	1/8
36-302	1/8	5/64	13/64	7/16	1/4	11/16	—	—	7/32
36-303	1/8	1/4	3/8	1/2	1/4	3/4	—	—	1/4
36-304	3/16	1/4	7/16	1 3/4	3/16	1 15/16	3/16	3/16	1/8
36-305	5/16	9/16	7/8	11/16	5/16	1	—	—	5/16
36-306	3/8	1/8	1/2	5/32	5/32	5/16	—	—	5/32
36-307	3/8	1/8	1/2	3/4	5/16	1 1/16	—	—	5/16
36-308	9/16	1/8	11/16	9/16	1/8	11/16	1/8	3/32	1/8
36-309	1	1/8	1 1/8	1	1/8	1 1/8	1/8	3/32	1/8
36-310	1 3/8	1/8	1 1/2	2 7/8	1/8	3	1/4	3/32	—

ILLUSTRATIONS BELOW NOT TO SCALE

36-311

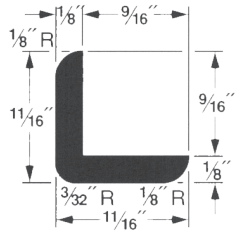

36-312

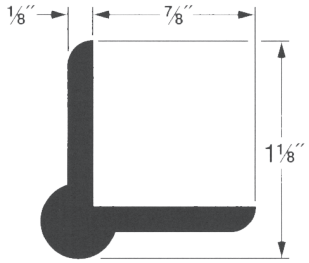

36-313

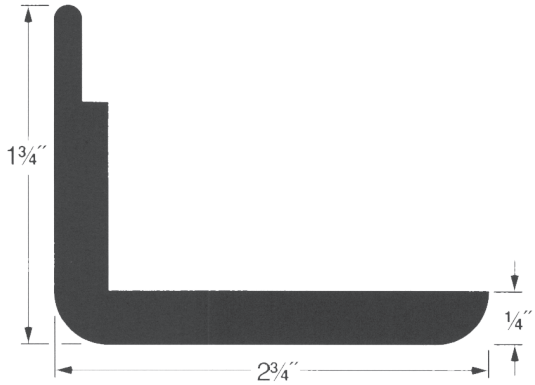

36-400

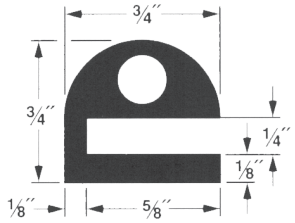

36-401

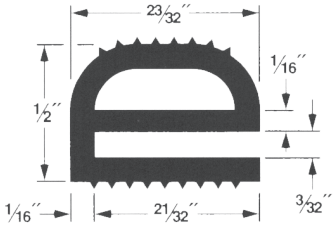

36-402

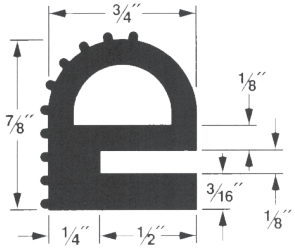

36-403

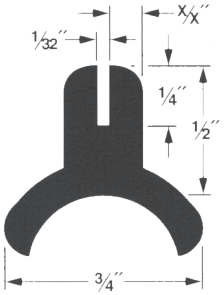

36-404

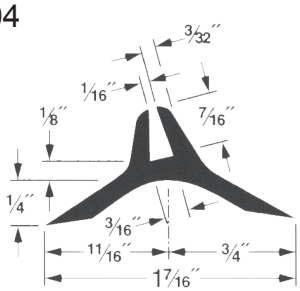

36-405

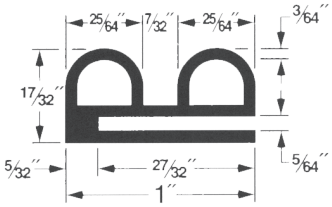

36-406

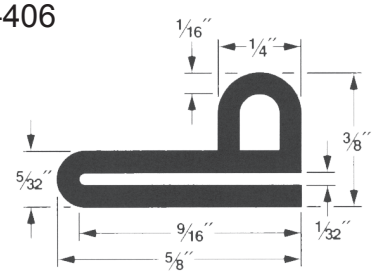

36-407

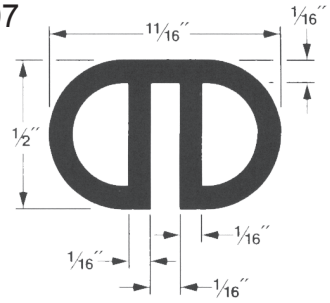

36-408

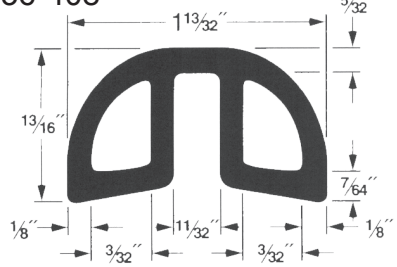

36-409

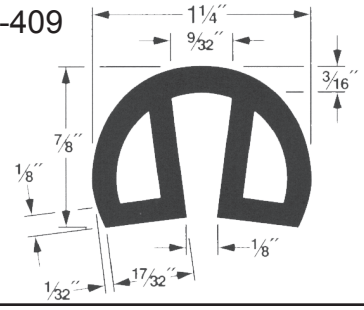

Call: 1-800-829-7231
— or —
Fax to: 336-272-5619

LOCKING CHANNELS

LONGWOOD

ILLUSTRATIONS BELOW NOT TO SCALE

Longwood's one- and two-piece Self-Sealing Weatherstrips provide inexpensive fixed-window installation. They are easy to install, lock the glass in place, and give an efficient seal. These weatherstrips are available in 50 ft. coils. Exact lengths from 12″ to 144″ are available on special quotation.

*Designates two-piece system

*37-612

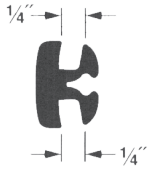

*37-613

*37-614

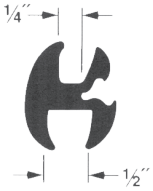

*37-615

*37-616

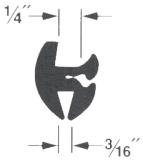

*37-617



*37-618

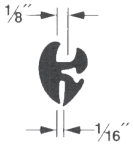

*37-619

Longwood offers:

-Custom Molding
-Splicing
-Custom Compounds

Lock strips for 2-piece weatherstrips
37-700, 37-701, 37-703, and 37-704 are interchangeable

37-700

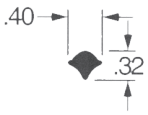

37-701

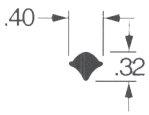

37-702

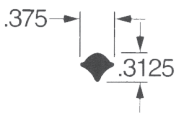

37-703

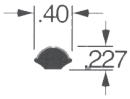

37-704

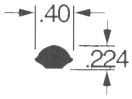

37-705

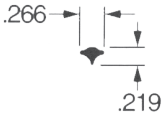

ILLUSTRATIONS BELOW NOT TO SCALE

Longwood Vehicular Locking Channels

Applications:
Used as a weather sealant around all types of tractor, truck, recreational vehicle, bus and automobile glass.

Features:
Simplified body and quick, clean, easy installation combine for permanent weather-proofing at lower cost. Available in various cross sections in lengths up to and including 275 feet.



Part #	Standard Length ft.	Minimum Order Qty ft.	Weight lbs/ft.
37-501	75	4,500	0.297
37-502	275	33,000	0.034
37-503	80	4,800	0.263
37-504	75	4,500	0.290
37-505	100	6,000	0.153
37-506	75	4,500	0.311

37-501

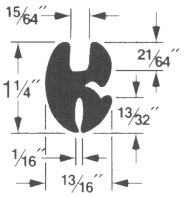

37-502

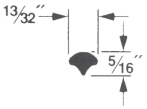

37-503

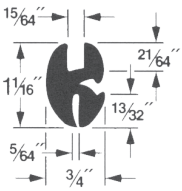

37-504

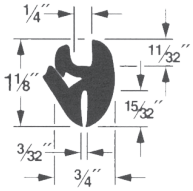

37-505

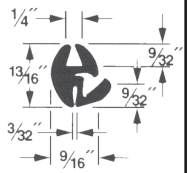

37-506

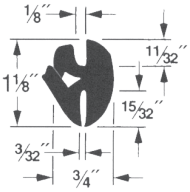

Longwood Standard Locking Channels

*Designates two-piece system

37-600

37-601

*37-602

37-603

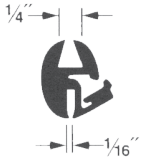

*37-604

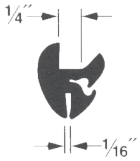

37-605

37-606

*37-607

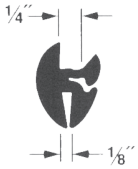

*37-608

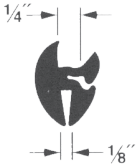

37-609

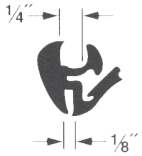

37-610

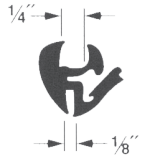

37-611

EXTRUDED DOCK BUMPERS

LONGWOOD

ILLUSTRATIONS BELOW NOT TO SCALE

38-D2



Bolt Size: ¼″ x 2″
Access Hole: ⅝″
Mounting Hole: ⅜″
Weight: 1.4 lbs/ft.
Color: Black

38-D3

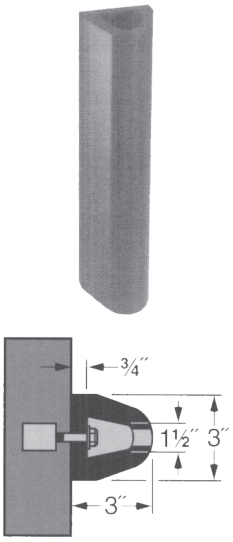

Bolt Size: ½″ x 3″
Access Hole: 1 ¼″
Mounting Hole: ⅝″
Weight: 3 lbs/ft.
Color: Black

38-D4

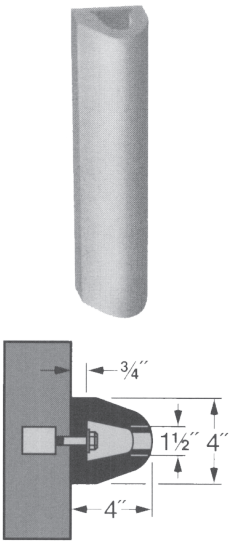

Bolt Size: ½″ x 3″
Access Hole: 1 ¼″
Mounting Hole: ⅝″
Weight: 5.5 lbs/ft.
Color: Black

38-D6

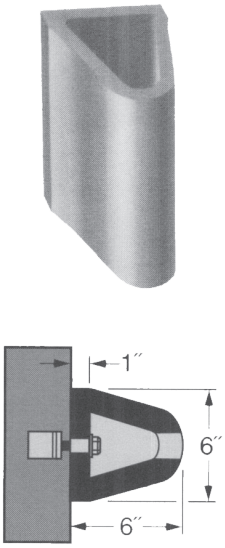

Bolt Size: ½″ x 3″
Access Hole: 1 ¼″
Mounting Hole: ⅝″
Weight: 8.5 lbs/ft.
Color: Black

38-25



Bolt Size: ½″ x 6″
Access Hole: 1 ¼″
Weight: 5 lbs/ft.
Color: Black

38-26

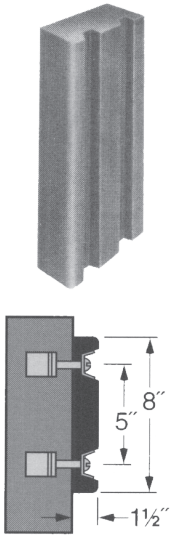

Bolt Size: ⅜″ x 3 ¾″
Weight: 6.5 lbs/ft.
Color: Black

USES & APPLICATIONS:

- Appropriate for outdoor or indoor protection
- For commercial loading docks, parking garages, and marinas
- For vehicles such as tow trucks, trailers, and heavy-duty construction equipment
- Rub rails at the sides of truck walls
- In-plant wall protection from forklifts and other material handling vehicles

FEATURES:

- Variety of styles available for greater flexibility
- Advanced design achieves maximum impact absorption and longer product life
- Custom designs available
- Long-lasting protection
- Can be pre-drilled for immediate installation
- Available in yellow or gray (please call for pricing)

BENEFITS:

- Installs easily
- Eliminates costly and unsightly damage to equipment
- Resistant to all types of weather
- One-piece construction

MATERIAL/THICKNESS:

- Made of solid rubber for medium and heavy-duty protection
- Lengths to 10 feet
- All bumpers have impact resistance (ASTM 2632) of 75% with a durometer of 70 ±5
- Tensile of 1,850 PSI with elongation of 220% and a tear strength of 229 lbs/in.

INSTALLATION:

- Anchor bolts easily install through pre-drilled holes into dock

Longwood will fabricate extrusions to meet your needs!

Non-Marking Resilient Rubber

ILLUSTRATIONS BELOW NOT TO SCALE

Longwood Reflective Bumpers

Ideal for limited visibility & nighttime boating

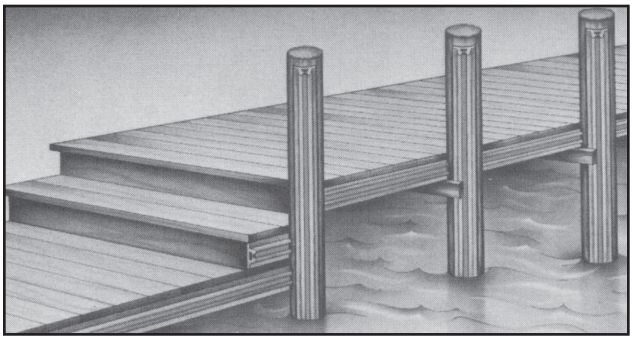

Reflective Bumper is an attractive "gray" with reflective stripe...sharpest bumper on the market.

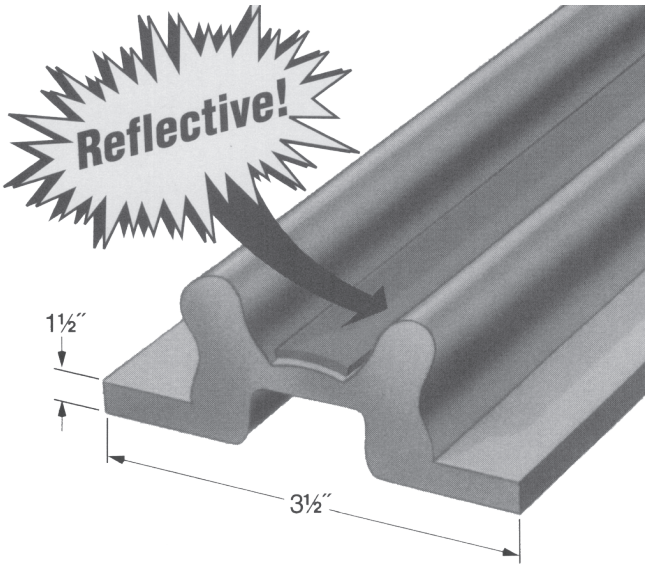

Longwood Standard Dock Bumpers

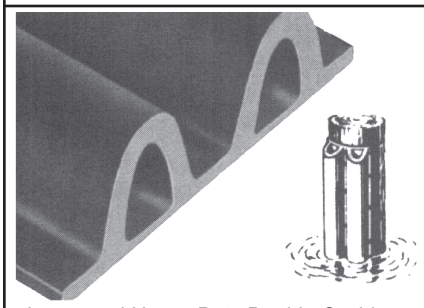

Longwood Heavy Duty Double Cushion Dock Bumper cushions landing for even the largest boats and heaviest traffic.

38-901 4 ¼″ Wide, 1 7⁄16″ High

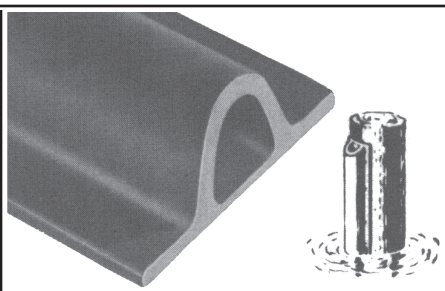

Longwood Single Cushion Dock Bumper is the perfect replacement for old tires, old fire hose, and other makeshift bumpers.

38-902 Regular 2 ⅛″ Wide, 1 ⅛″ High
38-903 Heavy Duty 3 ⅜″ Wide, 1 ⅞″ High

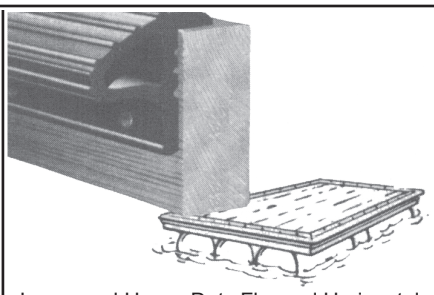

Longwood Heavy Duty Flanged Horizontal Dock Bumper is the best for floating docks. Installed horizontally along the dock or raft edge

38-904 1 ¾″ Wide (w/o flange), 2 ⅞″ High

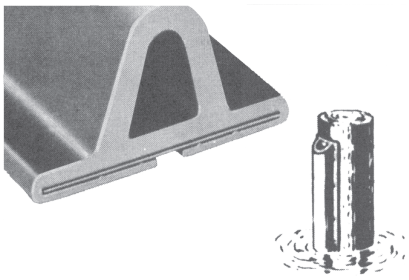

Longwood Extra Heavy Duty Commercial Dock Bumper reinforced with galvanized steel plate—takes repeated lateral impact. Predrilled mounting holes every 6 inches for easy installation.

38-905 3 ¾″ Wide, 2″ High

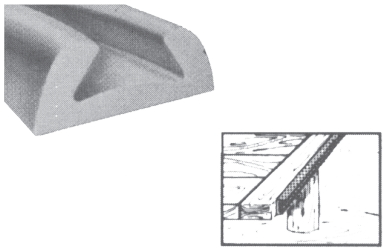

Longwood's New Small Horizontal Dock Bumper for 2″ edges. Particularly well suited for narrow edges on floating docks. 3 - 8 ft. pcs. per Tote Pack

38-906 1 ⅝″ Wide, ⅝″ High

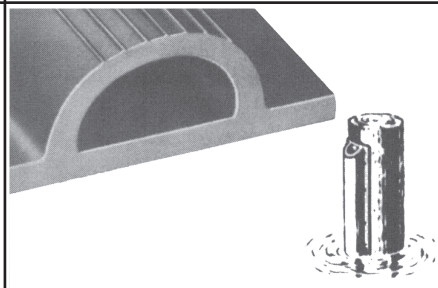

Longwood Super Cushion Single Dock Bumper, for pleasure boats. Special anti-squeak design.

38-907 3 ¼″ Wide, 1 3⁄16″ High

MARINE FENDERS

LONGWOOD

ILLUSTRATIONS BELOW NOT TO SCALE

Cylindrical Fenders

The flexibility of cylindrical fenders gives them a wide range of mounting options. They may be ordered pre-curved for special contours on docks or vessels.

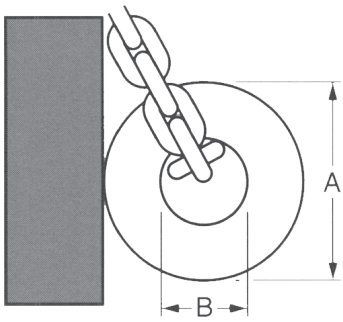

Cylindrical Fenders		
Part #	**OD A**	**ID B**
38-O-525	5	2.5
38-O-63	6	3
38-O-73	7	3
38-O-75	7	5
38-O-84	8	4
38-O-93	9	3
38-O-105	10	5
38-O-126	12	6
38-O-1575	15	7.5

D-Shaped Fenders

Designed for heavy-duty industrial use as well as on tugs, barges, loading docks, and marine docks. The "D" Series offers long-term durability for applications when repeated compression cycles are encountered.

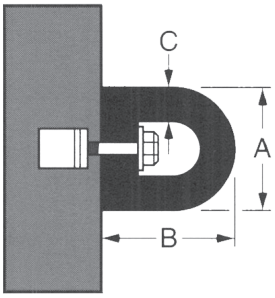

D-Shaped Fenders			
Part #	**OD A**	**ID B**	**Bore C**
38-D55	5	5	2 x 2
38-D66	6	6	3 x 3
38-D88	8	8	4 x 4
38-D1010	10	10	6 x 6
38-D1212	12	12	6 x 6
38-D1414	14	14	7 x 7

Rectangular Fenders

The rectangle profile is the most rigid of the fender designs. It may be mounted horizontally or vertically. It may be pre-curved during extrusion for mounting on vessels.

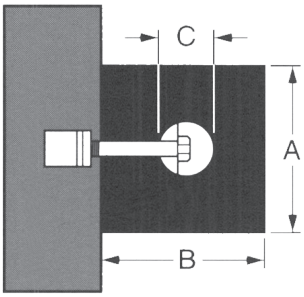

Rectangular Fenders			
Part #	**OD A**	**ID B**	**Bore C**
38-RF44	4	4	1
38-RF55	5	8	2.5
38-RF610	6	10	3
38-RF710	7	10	3
38-RF88	8	8	3
38-RF810	8	10	3
38-RF1010	10	10	4
38-RF1012	10	12	5
38-RF1212	12	12	6
38-RF1414	14	14	6

Wing-Type Fenders

These fenders combine the energy absorption capabilities of a cylindrical design with the convenience of wing-mounting. May be used with any vessels from pleasure craft to heavy tugs and ferries. The wing-type bumper also may be used in industrial applications.

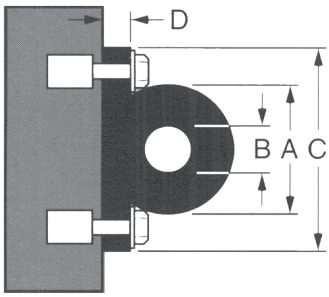

Wing-Type Fenders				
Part #	**OD A**	**ID B**	**Width C**	**Thickness D**
38-WT42	4	2	6.5	1
38-WT41	4	1	6.5	1
38-WT62	6	2	9.5	1.5
38-WT63	6	3	9	1.5
38-WT84	8	4	12	2
38-WT103	10	3	16	2.5
38-WT104	10	4	16	2.5
38-WT126	12	6	18	3

Compound: Black SBR or gray EPDM.

Lead Time: 3 - 5 weeks

Lengths up to 20 feet available. Drilling, beveling, and pre-curving available at additional cost.

Call 1-800-829-7231